



TE443 SERIES

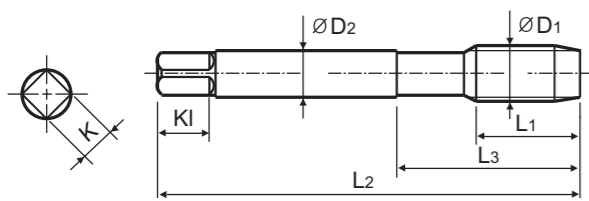
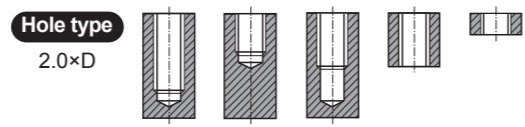
M ISO metric coarse threads DIN 13

- Metrisches ISO-Gewinde DIN 13
- ISO MÉTRIQUE DIN13
- ISO Metrico passo grosso DIN 13

Machine taps
Maschinengewindebohrer

► Suitable for brass and short chip work materials.

► Geeignet zum Gewindeschneiden von Messing und anderen kurzspanenden Werkstoffen



Material groups: **Ms** HSS-E DIN 371/376 6HX 60° C Nitride p.B260

Recommended ToolHolder: Plain Shank TAPPING ER CHUCK D215-220, TAPPING CHUCK D221-228, ONE STEP TAPPING CHUCK D211-213

Unit : mm

SIZE	Pitch	EDP No.	Thread Length	Overall Length	Neck Length	Shank Diameter	Square Size	Square Length	No. of Flute	Tapping Drill Diameter
ØD1	P	Ni	L1	L2	L3	ØD2	K	KI	Z	Ød1
M2 × 0.4		TE443136	8	45	13	2.8	2.1	5	3	1.6
M2.2 × 0.45		TE443156	8	45	13	2.8	2.1	5	3	1.75
*M2.3 × 0.4		TE443196	8	45	13	2.8	2.1	5	3	1.9
M2.5 × 0.45		TE443176	9	50	15	2.8	2.1	5	3	2.05
*M2.6 × 0.45		TE443496	9	50	15	2.8	2.1	5	3	2.1
M3 × 0.5		TE443206	11	56	18	3.5	2.7	6	3	2.5
M3.5 × 0.6		TE443226	12	56	20	4	3	6	3	2.9
M4 × 0.7		TE443246	13	63	21	4.5	3.4	6	3	3.3
M4.5 × 0.75		TE443266	14	70	25	6	4.9	8	3	3.7
M5 × 0.8		TE443286	15	70	25	6	4.9	8	3	4.2
M6 × 1		TE443316	17	80	30	6	4.9	8	3	5
M7 × 1		TE443346	17	80	30	7	5.5	8	3	6
M8 × 1.25		TE443366	20	90	35	8	6.2	9	3	6.8
M9 × 1.25		TE443396	20	90	35	9	7	10	3	7.8
M10 × 1.5		TE443426	22	100	39	10	8	11	3	8.5
M11 × 1.5		TE443466	22	100	40	8	6.2	9	3	9.5
M12 × 1.75		TE443506	24	110	44	9	7	10	3	10.2
M14 × 2		TE443546	26	110	44	11	9	12	3	12
M16 × 2		TE443606	27	110	44	12	9	12	3	14
M18 × 2.5		TE443656	30	125	50	14	11	14	4	15.5
M20 × 2.5		TE443706	32	140	54	16	12	15	4	17.5
M22 × 2.5		TE443746	32	140	54	18	14.5	17	4	19.5
M24 × 3		TE443786	34	160	60	18	14.5	17	4	21
M27 × 3		TE443866	36	160	60	20	16	19	4	24
M30 × 3.5		TE443946	40	180	70	22	18	21	4	26.5

► DIN 371(M2~M10) and DIN 376(M11~M30)
► * DIN profile not ISO

◎ : Excellent ○ : Good

ISO Material Description	P										M				K						
	Non-alloy steel					Low alloy steel					High alloyed steel, and tool steel		Stainless steel		Grey cast iron	Nodular cast iron	Malleable cast iron				
VDI 3323	1	2	3	4	5	6	7	8	9	10	11	12	13	14	15	16	17	18	19	20	
HRc	13	25	28	32	30	10	29	32	38	15	35	15	23	10	10	26	3	25	21	230	
HB	125	190	250	270	300	180	275	300	350	200	325	200	240	180	180	260	160	250	130	230	
Recommended																					
ISO Material Description	N					S					H										
	Aluminum-wrought alloy		Aluminum-cast, alloyed			Copper and Copper Alloys (Bronze / Brass)			Non Metallic Materials		Heat Resistant Super Alloys			Titanium Alloys		Hardened steel	Chilled Cast Iron	Hardened Cast Iron			
VDI 3323	21	22	23	24	25	26	27	28	29	30	31	32	33	34	35	36	37	38	39	40	41
HRc	21	22	23	24	25	26	27	28	29	30	15	30	33	34	34	55	60	42	55	55	55
HB	60	100	75	90	130	110	90	100			200	280	250	350	320	400Rm	1050Rm	550	630	400	550
Recommended						◎	○														



TY433 SERIES

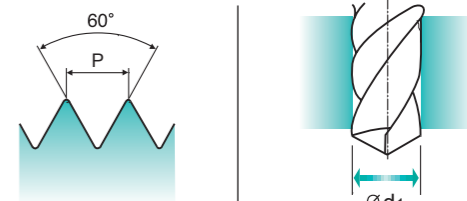
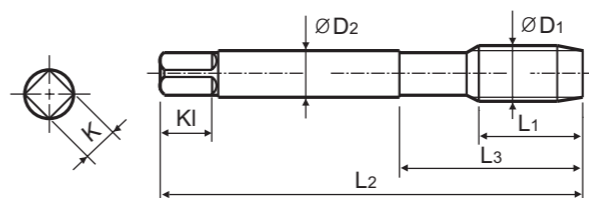
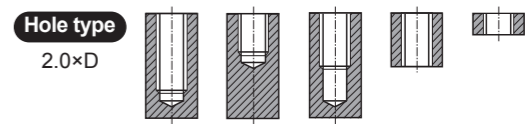
M ISO metric coarse threads DIN 13

- Metrisches ISO-Gewinde DIN 13
- ISO MÉTRIQUE DIN13
- ISO Metrico passo grosso DIN 13

Machine taps
Maschinengewindebohrer

► Suitable for brass and short chip work materials.

► Geeignet zum Gewindeschneiden von Messing und anderen kurzspanenden Werkstoffen



Material groups: **Ms** HSS-E DIN 371/376 6H 60° C TiAlN p.B260

Recommended ToolHolder: Plain Shank TAPPING ER CHUCK D215-220, TAPPING CHUCK D221-228, ONE STEP TAPPING CHUCK D211-213

Unit : mm

SIZE	Pitch	EDP No.	Thread Length	Overall Length	Neck Length	Shank Diameter	Square Size	Square Length	No. of Flute	Tapping Drill Diameter
ØD1	P	TiAlN	L1	L2	L3	ØD2	K	KI	Z	Ød1
M2 × 0.4		TY433136	8	45	13	2.8	2.1	5	3	1.6
M2.2 × 0.45		TY433156	8	45	13	2.8	2.1	5	3	1.75
*M2.3 × 0.4		TY433196	8	45	13	2.8	2.1	5	3	1.9
M2.5 × 0.45		TY433176	9	50	15	2.8	2.1	5	3	2.05
*M2.6 × 0.45		TY433496	9	50	15	2.8	2.1	5	3	2.1
M3 × 0.5		TY433206	11	56	18	3.5	2.7	6	3	2.5
M3.5 × 0.6		TY433226	12	56	20	4	3	6	3	2.9
M4 × 0.7		TY433246	13	63	21	4.5	3.4	6	3	3.3
M4.5 × 0.75		TY433266	14	70	25	6	4.9	8	3	3.7
M5 × 0.8		TY433286	15	70	25	6	4.9	8	3	4.2
M6 × 1		TY433316	17	80	30	6	4.9	8	3	5
M7 × 1		TY433346	17	80	30	7	5.5	8	3	6
M8 × 1.25		TY433366	20	90	35	8	6.2	9	3	6.8
M9 × 1.25		TY433396	20	90	35	9	7	10	3	7.8
M10 × 1.5		TY433426	22	100	39	10	8	11	3	8.5
M11 × 1.5		TY433466	22	100	40	8	6.2	9	3	9.5
M12 × 1.75		TY433506	24	110	44	9	7	10	3	10.2
M14 × 2		TY433546	26	110	44	11	9	12	3	12
M16 × 2		TY433606	27	110	44	12	9	12	3	14
M18 × 2.5		TY433656	30	125	50	14	11	14	4	15.5
M20 × 2.5		TY433706	32	140	54	16	12	15	4	17.5
M22 × 2.5		TY433746	32	140	54	18	14.5	17	4	19.5
M24 × 3		TY433786	34	160	60	18	14.5	17	4	21
M27 × 3		TY433866	36	160	60	20	16	19	4	24
M30 × 3.5		TY433946	40	180	70	22	18	21	4	26.5

► DIN 371(M2~M10) and DIN 376(M11~M30)
► * DIN profile not ISO

◎ : Excellent ○ : Good

ISO Material Description	P										M				K						
	Non-alloy steel					Low alloy steel					High alloyed steel, and tool steel		Stainless steel		Grey cast iron	Nodular cast iron	Malleable cast iron				
VDI 3323	1	2	3	4	5	6	7	8	9	10	11	12	13	14	15	16	17	18	19	20	
HRc	13	25	28	32	30	10	29	32	38	15	35	15	23	10	10	26	3	25	21	230	
HB	125	190	250	270	300	180	275	300	350	200	325	200	240	180	180	260	160	250	130	230	
Recommended																					
ISO Material Description	N					S					H										
	Aluminum-wrought alloy		Aluminum-cast, alloyed			Copper and Copper Alloys (Bronze / Brass)			Non Metallic Materials		Heat Resistant Super Alloys			Titanium Alloys		Hardened steel	Chilled Cast Iron	Hardened Cast Iron			
VDI 3323	21	22	23	24	25	26	27	28	29	30	31	32	33	34	35	36	37	38	39	40	41
HRc	21	22	23	24	25	26	27	28	29	30	15	30	33	34	34	55	60	42	55	55	55
HB	60	100	75	90	130	110	90	100			200	280	250	350	320	400Rm	1050Rm	550	630	400	550
Recommended						◎	○														