

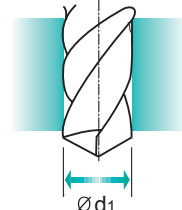
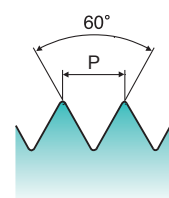
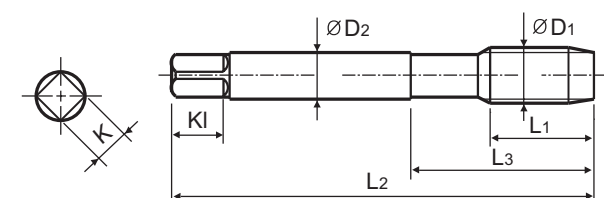
M ISO metric coarse threads DIN 13

- Metrisches ISO-Gewinde DIN 13
- ISO MÉTRIQUE DIN13
- ISO Metrico passo grosso DIN 13

Machine taps
Maschinengewindebohrer

► For tapping Nickel alloys and heat resistant alloy steels which are used in aero space and chemical industries.

► Zum Gewindeschneiden von Nickellegierungen und hitzefesten Legierungsstählen, die in der Luftfahrtindustrie und chemischen Industrie verwendet werden.



Material groups: **Ni**, HSS PM, DIN 371/376, 6H, 60°, B, Bright, p.B276

Plain Shank Page
TAPPING ER CHUCK D215-220
TAPPING CHUCK D221-228
ONE STEP TAPPING CHUCK D211-213

Unit : mm

SIZE	Pitch	EDP No.	Thread Length	Overall Length	Neck Length	Shank Diameter	Square Size	Square Length	No. of Flute	Tapping Drill Diameter
ØD1	P	Bright	L1	L2	L3	ØD2	K	KI	Z	Ød1
M2 × 0.4		TM923136	8	45	13	2.8	2.1	5	3	1.6
M2.2 × 0.45		TM923156	8	45	13	2.8	2.1	5	3	1.75
*M2.3 × 0.4		TM923196	8	45	13	2.8	2.1	5	3	1.9
M2.5 × 0.45		TM923176	9	50	15	2.8	2.1	5	3	2.05
*M2.6 × 0.45		TM923496	9	50	15	2.8	2.1	5	3	2.1
M3 × 0.5		TM923206	11	56	18	3.5	2.7	6	3	2.5
M3.5 × 0.6		TM923226	12	56	20	4	3	6	3	2.9
M4 × 0.7		TM923246	13	63	21	4.5	3.4	6	3	3.3
M4.5 × 0.75		TM923266	14	70	25	6	4.9	8	3	3.7
M5 × 0.8		TM923286	15	70	25	6	4.9	8	3	4.2
M6 × 1		TM923316	17	80	30	6	4.9	8	3	5
M7 × 1		TM923346	17	80	30	7	5.5	8	3	6
M8 × 1.25		TM923366	20	90	35	8	6.2	9	3	6.8
M9 × 1.25		TM923396	20	90	35	9	7	10	3	7.8
M10 × 1.5		TM923426	22	100	39	10	8	11	3	8.5
M11 × 1.5		TM923466	22	100	40	8	6.2	9	3	9.5
M12 × 1.75		TM923506	24	110	44	9	7	10	3	10.2
M14 × 2		TM923546	26	110	44	11	9	12	3	12
M16 × 2		TM923606	27	110	44	12	9	12	3	14
M18 × 2.5		TM923656	30	125	50	14	11	14	4	15.5
M20 × 2.5		TM923706	32	140	54	16	12	15	4	17.5
M22 × 2.5		TM923746	32	140	54	18	14.5	17	4	19.5
M24 × 3		TM923786	34	160	60	18	14.5	17	4	21
M27 × 3		TM923866	36	160	60	20	16	19	4	24
M30 × 3.5		TM923946	40	180	70	22	18	21	4	26.5

► DIN 371(M2~M10) and DIN 376(M11~M30)

► * DIN profile not ISO

◎ : Excellent ○ : Good

ISO	P										M						K								
Material Description	Non-alloy steel					Low alloy steel					High alloyed steel, and tool steel			Stainless steel			Grey cast iron		Nodular cast iron		Malleable cast iron				
VDI 3323	1	2	3	4	5	6	7	8	9	10	11	12	13	14	15	16	17	18	19	20	21	22	23	24	25
HRc	13	25	28	32	30	29	32	38	35	35	15	23	10	10	10	26	3	25	21	21	3	25	25	25	21
HB	125	190	250	270	300	180	275	300	350	200	200	240	180	180	180	260	160	250	130	230	160	250	130	230	230
Recommended						◎	◎	◎	◎																

ISO	N										S						H									
Material Description	Aluminum-wrought alloy		Aluminum-cast, alloyed			Copper and Copper Alloys (Bronze / Brass)					Non Metallic Materials			Heat Resistant Super Alloys			Titanium Alloys			Hardened steel		Chilled Cast Iron		Hardened Cast Iron		
VDI 3323	21	22	23	24	25	26	27	28	29	30	31	32	33	34	35	36	37	38	39	40	41	42	43	44	45	46
HRc	21	22	23	24	25	26	27	28	29	30	31	32	33	34	35	36	37	38	39	40	41	42	43	44	45	46
HB	60	100	75	90	130	110	90	100			200	280	250	350	320	400Rm	1050Rm	550	630	400	550	550	630	400	550	550
Recommended											◎	◎	◎	◎	◎											

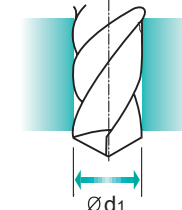
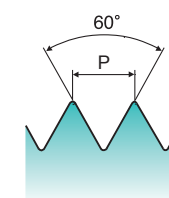
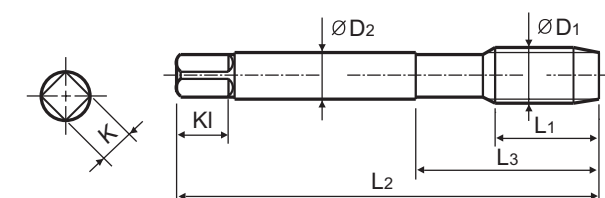
M ISO metric coarse threads DIN 13

- Metrisches ISO-Gewinde DIN 13
- ISO MÉTRIQUE DIN13
- ISO Metrico passo grosso DIN 13

Machine taps
Maschinengewindebohrer

► For tapping Nickel alloys and heat resistant alloy steels which are used in aero space and chemical industries.

► Zum Gewindeschneiden von Nickellegierungen und hitzefesten Legierungsstählen, die in der Luftfahrtindustrie und chemischen Industrie verwendet werden.



Material groups: **Ni**, HSS PM, DIN 371/376, 6H, 60°, B, TiAIN, p.B276

Plain Shank Page
TAPPING ER CHUCK D215-220
TAPPING CHUCK D221-228
ONE STEP TAPPING CHUCK D211-213

Unit : mm

SIZE	Pitch	EDP No.	Thread Length	Overall Length	Neck Length	Shank Diameter	Square Size	Square Length	No. of Flute	Tapping Drill Diameter
ØD1	P	TiAIN	L1	L2	L3	ØD2	K	KI	Z	Ød1
M2 × 0.4		TZ923136	8	45	13	2.8	2.1	5	3	1.6
M2.2 × 0.45		TZ923156	8	45	13	2.8	2.1	5	3	1.75
*M2.3 × 0.4		TZ923196	8	45	13	2.8	2.1	5	3	1.9
M2.5 × 0.45		TZ923176	9	50	15	2.8	2.1	5	3	2.05
*M2.6 × 0.45		TZ923496	9	50	15	2.8	2.1	5	3	2.1
M3 × 0.5		TZ923206	11	56	18	3.5	2.7	6	3	2.5
M3.5 × 0.6		TZ923226	12	56	20	4	3	6	3	2.9
M4 × 0.7		TZ923246	13	63	21	4.5	3.4	6	3	3.3
M4.5 × 0.75		TZ923266	14	70	25	6	4.9	8	3	3.7
M5 × 0.8		TZ923286	15	70	25	6	4.9	8	3	4.2
M6 × 1		TZ923316	17	80	30	6	4.9	8	3	5
M7 × 1		TZ923346	17	80	30	7	5.5	8	3	6
M8 × 1.25		TZ923366	20	90	35	8	6.2	9	3	6.8
M9 × 1.25		TZ923396	20	90	35	9	7	10	3	7.8
M10 × 1.5		TZ923426	22	100	39	10	8	11	3	8.5
M11 × 1.5		TZ923466	22	100	40	8	6.2	9	3	9.5
M12 × 1.75		TZ923506	24	110	44	9	7	10	3	10.2
M14 × 2		TZ923546	26	110	44	11	9	12	3	12
M16 × 2		TZ923606	27	110	44	12	9	12	3	14
M18 × 2.5		TZ923656	30	125	50	14	11	14	4	15.5
M20 × 2.5		TZ923706	32	140	54	16	12	15	4	17.5
M22 × 2.5		TZ923746	32	140	54	18	14.5	17	4	19.5
M24 × 3		TZ923786	34	160	60	18	14.5	17	4	21
M27 × 3		TZ923866	36	160	60	20	16	19	4	24
M30 × 3.5		TZ923946	40	180	70	22	18	21	4	26.5

► DIN 371(M2~M10) and DIN 376(M11~M30)

► * DIN profile not ISO

◎ : Excellent ○ : Good

ISO	P										M						K								
Material Description	Non-alloy steel					Low alloy steel					High alloyed steel, and tool steel			Stainless steel			Grey cast iron		Nodular cast iron		Malleable cast iron				
VDI 3323	1	2	3	4	5	6	7	8	9	10	11	12	13	14	15	16	17	18	19	20	21	22	23	24	25
HRc	13	25	28	32	30	29	32	38	35	35	15	23	10	10	10	26	3	25	21	21	3	25	25	25	21
HB	125	190	250	270	300	180	275	300	350	200	200	240	180	180	180	260	160	250	130	230	160	250	130	230	230
Recommended						◎	◎	◎	◎																

ISO	N										S						H									
Material Description	Aluminum-wrought alloy		Aluminum-cast, alloyed			Copper and Copper Alloys (Bronze / Brass)					Non Metallic Materials			Heat Resistant Super Alloys			Titanium Alloys			Hardened steel		Chilled Cast Iron		Hardened Cast Iron		
VDI 3323	21	22	23	24	25	26	27	28	29	30	31	32	33	34	35	36	37	38	39	40	41	42	43	44	45	46
HRc	21	22	23	24	25	26	27	28	29	30	31	32	33	34	35	36	37	38	39	40	41	42	43	44	45	46
HB	60	100	75	90	130	110	90	100			200	280	250	350	320	400Rm	1050Rm	550	630	400	550	550	630	400	550	550
Recommended											◎	◎	◎	◎	◎											